

















VBS Master Supply List

CRAFTS AND COMMUNITY SERVICES SITE













Day 1 Craft: *Custom GARAGE* License Plates

-  5" x 7" (12.5 x 17.5 cm.) colorful, precut foam rectangles (1 per child)
-  5" x 7" (12.5 x 17.5 cm.) precut foam frames (1 per child)
-  Foam letters
-  Craft glue
-  Permanent markers
-  Hole punch
-  Twist ties or lightweight tie wire
-  Stickers of states and/or other car theme stickers
-  Ziploc gallon bags (1 per child, opt.)



Day 1 Community Service: Custom Built Hearts











-  Heart shapes cut from fabric or felt (2 per child)
-  Individually wrapped candies (7 per child)
-  List of 7 Bible verses, typed (1 per child)
-  Typed instructions (1 per child): **Over the next seven days please take out one Bible verse to read, while enjoying your sweet treat. May God encourage you through the reading of each Bible verse.**
-  Address label which includes your church's name, address, and phone number (1 per child)
-  Ziploc sandwich bag (1 per child)
-  Scissors

Day 2 Craft: *Custom GARAGE* Air Freshener







-  Precut craft foam in theme-related shapes, such as a car or tree (1 per child)
-  Variety of oil fragrances (See Tips.)
-  Precut fabric in the same shape as the foam cutouts (1 or 2 per child)
-  String or ribbon, cut in 12" (30 cm.) lengths (1 per child)
-  Hole punch
-  Craft glue, such as original *Tacky Glue*
-  Iron (at least 1)
-  Small bowls (1 for each oil fragrance)
-  Eye droppers
-  Craft stick (1 per child)
-  Rubber gloves (1 pair for each child and worker)
-  X-acto knife

Day 2 Community Service: Kindness Car Wash







-  Buckets
-  Water source

-  Hoses
-  Soap
-  Sponges or old rags
-  Old towels
-  Paper towels
-  Window cleaner
-  Toy cleaner, opt.
-  Poster board (several)
-  Markers and crayons
-  Construction paper











Day 3 Craft: Stand Strong Key Chain

-  Plain key ring (1 per child)
-  Black vinyl lacing, cut in 8" (20 cm.) lengths (1 per child)
-  Decorative beads (2 per child)
-  Letter beads to spell out: **Stand Strong** (1 set per child)
-  Permanent marker
-  Ziploc sandwich bags or masking tape




Day 3 Community Service: Serving Others

-  White cardstock, 8 1/2" x 11" or 21.25 x 27.5 cm. (1 per child)
-  Envelopes, 4 1/4" x 5 1/2" or 10.63 x 13.75 cm (1 per child)
-  Crayons or markers
-  Stickers, stamps, ink pads, opt.
-  Labels with names and addresses of shut-ins
-  Postage stamps

Day 4 Craft: Mechanic's Maintenance Log

-  One spiral 70-page notebook per child
-  Two, 12" x 18" (30 x 45 cm.) pieces of craft foam (one white and one black) per child
-  Two, 12" x 4" (30 x 10 cm.) black pieces of craft foam per child
-  X-acto knife
-  Cutting surface
-  Craft glue (such as original *Tacky Glue*)
-  Scissors
-  Foam letters
-  Stickers (car theme related)
-  Permanent markers

Day 4 Community Service: A Revved-up Mind for Christ

-  Bible
-  Mission reading books (or other Christian reading materials)
-  Tape recorder / blank tapes

Day 5 Craft: A Pedal to the Metal Picture Frame

- Two 6" x 9" (15 x 22.5 cm.) pieces of craft foam. (These may be precut, or traced and ready for kids to cut out. Be sure one has a window cut out ahead of time.)
- Car pattern (You could also use a square frame and decorate it with theme stickers.)
- Craft glue
- Permanent markers
- Theme-related stickers
- Mini-foam letters and numbers
- Four magnets

Day 5 Community Service: Love Others Care Kit

- Band-Aids
- First-aid ointment
- Ice pack
- Butterfly bandages
- Two inch (5 cm.) rolled gauze
- Ammonia inhalant
- Non-aspirin pain relievers
- Alcohol prep pads
- Iodine prep pads
- Antiseptic towelettes
- Tweezers
- Bar of soap
- Burn-free pain relief gel
- Medical tape
- Gloves
- Large Ziploc bag(s)

Bonus Craft: Consider using the *Custom GARAGE car Water Bottle* (K-8016) as an additional craft idea. Use fabric crayons (preschool) or acrylic enamel craft paint and brushes so kids can customize their very own cars as a great VBS reminder to LOVE GOD and SERVE OTHERS!

GAMES SITE

General items (most days)

- Whistle (optional)
- Traffic Cones or markers (K-8026)
- Stopwatch (or watch with second hand)

Day 1 High Energy: Wheel of Hockey

- Brooms (1 per child)
- Tire Tread Stress Ball (K-8007 at <www.VBS2008.com>)
- 4 Traffic Cones (K-8026 at <www.VBS2008.com>, 6 colors in a pkg. of 12)
- 6 to 10 additional traffic cones for boundaries, opt.

Day 1 H₂Option: Flat Tire

- Filled water balloons

- Auto funnels (1 per team)
- Masking tape

Day 2 High Energy: Pit Crew

- Oversized shirts (or vests)
- Velcro strips (10"-12" [25-30 cm.] long)
- Cardboard that is cut out and decorated to look like the following pieces:
 - Headlights (4)
 - Taillights (4)
 - Door handles (4)
 - Side mirrors (4)

- Cardboard Street Signs
- Eight *Inflatable Tires* (Order this VBS item, K-8034, at <www.VBS2008.com>)
- Large sturdy boards cut to resemble the frame of a car
- Electrical or duct tape

Day 2 H₂Option: Heads Up—Eyes on the Road

- Two bicycle helmets
- Two disposable plastic bowls
- Four large buckets
- Strong waterproof glue
- Stopwatch or timer
- Clean, dry towels (as necessary)

Day 3 High Energy: Tire Toss

- One *Inflatable Tire* per team (K-8034)
- One *Traffic Cone* per team (K-8026)
- Masking tape or rope

Day 3 H₂Option: Custom Car Wash







- Two large toy vehicles
- Shaving cream (several cans)
- Four to six small water guns
- Four buckets of water (to refill the guns)
- Traffic cones or masking tape

Day 4 High Energy: Custom GARAGE Grand Prix





- 16 street signs (you can make your own)
- Poster board (red, yellow, and white) and markers
- Scissors
- Dowel rods
- Duct tape
- Two Big Wheels preschool riding toys
- Masking tape, opt.
- Green and checkered racing flags, opt.

Day 4 H₂Option: Driver's Test (Obstacle Course)









- Hose with water source
- Street signs (you can make your own)
- Poster board (red, yellow, and white) and markers
- Scissors
- Dowel rods
- Duct tape

-  Four *Inflatable Tires* (K-8034)
-  Small wading pool (filled with water)
-  Sprinkler
-  Tricycle
-  Stopwatch
-  Clean, dry towels (as necessary)

**Day 5 High Energy: Custom Wheel (barrows)
Relay**

-  Two wheelbarrows
-  Two sets of keys on a ring
-  Two long poles or sticks
-  Masking tape

Day 5 H₂Option: Whitewall Wheel Wash









-  Two to four whitewall tires
-  Two to four buckets
-  Two to four sponges
-  Prepared sticky oatmeal
-  Peanut butter
-  Jelly
-  Whipped topping
-  Hoses

SNACKS AND OBJECT LESSONS SITE




General Snack items (most days)


-  Plates
-  Napkins
-  Plastic ware
-  Craft sticks
-  Trash receptacle

Day 1 Snack: A Custom Built Heart







-  1 slice of bread per child (unless making a whole sandwich for each child then you will need 2 slices)
-  Peanut butter
-  Jelly
-  5 or 6 Scripture Candy Hearts (can be found at your local Christian bookstore or check online by searching "Scripture Candy Hearts")
-  2 craft sticks
-  2" (5 cm.) to 2 1/2" (6.25 cm.) heart-shaped cookie cutters
-  Small paper plates
-  Napkins

Day 1 Object Lesson: With All Your Heart




-  Heart pattern from this page
-  2 black hearts, 2 red or white hearts cut from the pattern
-  Slips of paper

-  Miniature Bible (Option: Piece of paper with the word Bible written on it)






Day 2 Snack: Rev It Up Floats

-  Paper cups (one per child)
-  Ice cream enough for each group of children. (In case of dairy allergies, provide a fruit sherbet or sorbet alternative.)
-  Root beer, cola, or lemon-lime soda
-  Spoons
-  Straws
-  Napkins




Day 2 Object Lesson: Rev It Up!

-  Air popcorn popper (really heat it up before use)
-  Popcorn kernels
-  Large bowl




Day 3 Snack: Custom GARAGE

-  6 graham cracker halves
-  Cake frosting
-  Candy cars or gummy candy cars
-  1 craft stick per child
-  Paper plates




Day 3 Object Lesson: Strength of Friends

-  6 graham cracker halves
-  Icing
-  Craft stick









Day 4 Snack: High Performance Smoothie

-  1 or more blenders (with power source)
-  Soft frozen yogurt
-  Fruit





Day 4 Object Lesson: A High Performance Mind







-  Balloon
-  Bible
-  Hand air pump for balloon. (This can be found at any local store, such as Wal-Mart, in the party aisles.)

Day 5 Snack: Customized Dream Car

-  Twinkie (1 per child)
-  Oreo cookie (2 per child)
-  White icing
-  Assorted sprinkles
-  LifeSavers or assorted hard candy
-  Tubes of decorator's icing
-  Craft stick (1 per child)
-  Napkins and plates








Day 5 Object Lesson: Loving God—Serving Others

-  2 yellow bananas and 1 very ripe banana (lying on a table)
-  Dish towel
-  3 or 4 very ripe bananas (mashed in a bowl)
-  1/2 cup (125 ml.) shortening








-  1 cup (250 ml.) sugar
-  2 eggs
-  2 cups (500 ml.) flour
-  1 teaspoon (5 ml.) baking soda
-  Banana bread muffin or loaf (baked ahead of time)
-  Large baking loaf pan

BIBLE STORIES SITE







Day 1: Jesus' Temptation

-  Open car hood and engine compartment
-  Rock (about the size of a large softball)
-  Set of binoculars OR a monocular crafted out of a paper towel tube
-  Small step stool or two-step ladder
-  Oversized "heart"
-  Variety of tools (used to make clanking sounds during the story)
-  Tool box, opt.









Day 2: The Woman Who Loved Jesus


-  Cardboard boxes (4-5 boxes 12" to 18" or 30 to 45 cm. high and 24" to 36" or 60 to 90 cm. wide)
-  Solid colors of wrapping paper
-  Heavy books (8-10 encyclopedias or thick phone books)
-  White paper
-  Tape
-  Scissors
-  Glue

Day 3: Strong Friendship



-  Branches with leaves (for tree actors to hold)
-  Wooden planks (placed on the floor to represent the roof)
-  Small tarp (for carrying paralytic actor)
-  Bag of leaves
-  Lightbulb
-  Large Bible

Day 4: Two Good Answers (The Lawyer's Question)

-  5 volunteers
-  Large poster board
-  Visual representation of the Ten Commandments, opt.
-  Video projector
-  Computer
-  Podium
-  Table with tablecloth
-  5 *Children's Quizzing Answer Boxes* with number cards 1-3 (*Contact your WordAction Supplier to order a set of 5, CD-682*)




-  3 sheets of paper (for each child) numbered 1-3

Day 5: The Good Samaritan









-  9" x 12" (22.5 x 30 cm.) construction paper (1 for each flash card for a total of 33)
-  Extra thick marker

BIBLE MEMORY SITE





General (All five days)

-  *Custom GARAGE Mechanic's Manual* (1 for each child)
-  *Tell Light Toy Pack* with *Custom GARAGE License Plate* (1 Toy Pack for each child)
-  Daily Bible Challenge (found in *Custom GARAGE Mechanic's Manual*)




Day 1 Game: Oil Pan Challenge

-  Shallow plastic pans (1 per team)
-  Quarts of motor oil (1 per team; use watered down chocolate syrup or cola for the "motor oil")
-  Tool magnets or tongs (1 per team)
-  Flat washers (15 per team)
-  Tarps or drop cloths (if inside)
-  Paper towels or shop rags (lots)
-  Fine tip permanent marker
-  Smocks or trash bags (to protect clothing)






Day 2 Game: Wax a Word

-  Old fender or other large car part (from the junkyard)
-  Thick black permanent marker
-  Car wax (paste)
-  Shop rags



Day 3 Game: Ratchet Rally

-  Ratchets and matching ratchet handles (8 per team)
-  Index cards (8 per team)
-  Tape

Day 4 Game: Tire Tracks

-  8 tires
-  Marker
-  White paper
-  Clear packing tape
-  Stopwatch, opt.

Day 5 Game: Oil Change Up

-  "Oil" cans (bottles) without labels (at least 10)
-  Permanent marker